



CORDOVA
LAKE COTTAGE ASSOCIATION

Spring/Summer 2017

In this issue:

Message from the
President

*

Are you ready for an
Emergency

*

How to Survive a Flood

*

Ghost Town Cordova
Mines

*

Brake for Turtles!

*

How to put down your
phone, ignore emails,
and actually enjoy the
cottage

*



Spring is like a perhaps hand

E. E. Cummings, 1894 - 1962 III

Spring is like a perhaps hand
(which comes carefully
out of Nowhere) arranging
a window, into which people look
(while people stare
arranging and changing placing
carefully there a strange
thing and a known thing here)and
changing everything carefully
spring is like a perhaps
Hand in a window
(carefully to and fro moving New and
Old things, while
people stare carefully moving a perhaps
fraction of flower here placing
an inch of air there) and without breaking anything



Cordova Lake Cottage Association

Message from the President May 13,2017...



Hello to all Cordova Lake Cottage Association Members.

I was just down at the lakefront to check on the boat and the dock. The boat is fine, although it took forever for the bilge pump to empty the water. The dock was just above water when we arrived, and it appears to have gone down by several inches. I can hear the roar of the waterfall and rapids in the distance. Please be wary on the lake for the next few weeks as there is a lot of floating debris due to the high water and logs may be partially submerged. We dragged a 12 foot log onto shore just yesterday and only 3 feet were showing above water.

As you may know, the Ministry of Natural Resources and Forests owns the south end parking lot, boat ramp and access and egress roads. If you have not been to the lake yet this spring and not been to the south end parking lot you will be pleasantly surprised. The Ministry agreed to upgrade and repair the area and had crews in last Fall to remedy the situation. Apparently they will still return this spring to remedy a few areas. We had a great team putting pressure on the Ministry, including the Township under Mayor Gerow and Council, your CLCA Executive and fellow cottager Juanita Magill who is employed at the MNR&F and was able to make some people aware of our needs.

Cordova Lake Cottage Association



We should all be aware that Steve and Orla Boland have hung up their hats regarding the management of the annual CLCA Regatta. They have dutifully made the Regatta a success for many years and we appreciate their contribution to our community. It's now time for someone else to take up the baton. There are many wonderful volunteers who undertake various essential duties as a matter of course every year, and we thank them for their spirit. Please consider taking on this event which has been a fabulous part of the Cordova Lake history for as long as most of us can remember.

On a lighter note, the annual Bocci Tournament and "Social" was an outstanding success. The weather was more like a warm afternoon in Spring, and the slushy conditions made for a challenging tournament. A big thank you to Joanne and Vilnis Butkevics and Barb and Fred Varty for their hard work and organizational skills. A great time was had by all!

Your CLCA Executive has been somewhat busy over the winter months! We decided to update our website. The old website was looking tired and difficult to manage with regard to making updates. We concluded that we needed a complete new website. You may recall that we sent out a request to the CLCA Community last fall, hoping a fellow cottager would have the necessary skills to do this for us. Happily, we found our new webmaster in Chris Peacock. Chris has a cottage at the north end of the lake on FR 58. He is very close to completing the site and you will be impressed. All historical content, such as pictures, will be on the new site. The loon is still upfront!! Chris will continue to be our webmaster. Hats off to Chris for giving up so much of his time.

There have been some changes to your CLCA Executive. Our Treasurer, Ian Sturdee resigned last fall and we thank him for his contributions. We put out a call to the membership for a new Treasurer, and behold, we struck gold in the form of Peter Bornemisa. Not only does he know math, but he is also a chartered accountant! Welcome Peter!

Cordova Lake Cottage Association

Sadly, Melanie Macleod, our stalwart Secretary has resigned from the Executive. She has been the pillar of this Executive and the hardest working of us all. She remains on the Executive until the AGM. She will be sadly missed on our team but we will continue to see her on the lake.

The Annual General Meeting will be on Sunday July 23rd, rather than the second Sunday in July, due to a scheduling issue. At this meeting, we will be holding a vote on the Treasurer and Secretary positions, as these were acclaimed, but also the President and Vice President positions, as our 2 year terms will be up for election as well.

The annual fireworks have been held on the August long weekend for the past 2 years. As July 1st will mark the 150th year of the Canadian Confederation, it is only right that we have our fireworks display on July 1st. Milan Kratochvil and Brian Addie have agreed to work their magic once again, and they will be providing the show of shows!! To defray costs, we will happily receive donations from the Cordova Community.

Thank You, and Enjoy!

Brian




Broadbent's Hardware Ltd.
102349 Hwy 7
Marmora, ON K0K 2M0



T. 613.472.2539
broadbent.hardware@bellnet.ca
**Your #1 Home, Cottage, Garage
Deck & Renovation Centre**

Brake for Turtles!

- If you see a turtle on the road **slow down, pull over to the side of the road** and when its safe help them get across in the same direction they were going.
- Use both of your hands to hold them at the sides near the end of their shells, and lift them up to move. Always keep your hands away from their faces.
- Never pick them up by the tail, you can damage their vertebrae.
- Save a turtle, be conscious of wildlife and slowdown.



NadilynBeato.com©



Becca's Pet Emporium

HIGH QUALITY PET FOODS AND SUPPLIES



Holistic Pet & People Products!

100% Canadian Made Products
Customer Loyalty Programs
NEW Kids Toy & Game Section
Professional Grooming Services



705-201-1439

12 Quebec St, Havelock

www.beccaspets.com

MARMORA INSURANCE SERVICES, A DIVISION OF

NEWMAN, OLIVER & McCARTEN

INSURANCE BROKERS LTD.

SINCE 1871

www.newmaninsurance.ca



LIONEL BENNETT
BROKER

marmora@newmaninsurance.ca

31 FORSYTH ST., P.O. BOX 339, MARMORA, ONTARIO, K0K 2M0
TEL. 613-472-2243 FAX 613-472-5565

KAWARTHA STONE WORKS

LANDSCAPING, EXCAVATING & TRUCKING



Armour stone retaining walls

Natural stone walkways & patios

Stone steps and garden edging

Excavator, Mini Excavator, Skid Steer, Grader, Backhoe

Shoreline reconstruction • Licensed septic systems

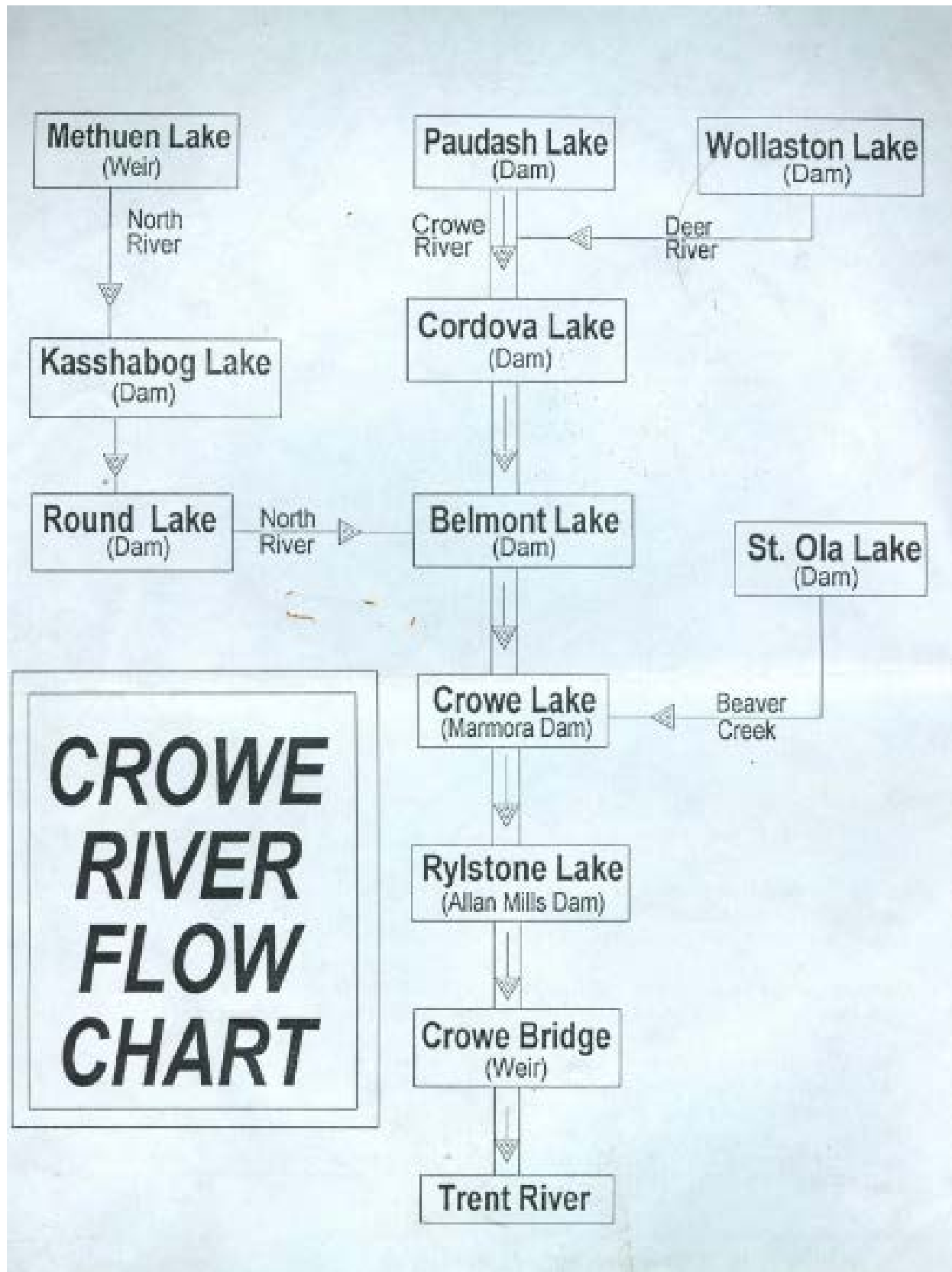


Jason and Jennifer Derry 705-778-9820

kstoneworks@sympatico.ca

www.kawarthastoneworks.com

Did you ever wonder where the water goes?



Survival Skills: 10 Tips to Prepare for Spring Flooding

By Tim MacWelch

Floods kill an average of 46 people each year, and one of the worst times for flooding is late winter/early spring. The saturated ground and melting snow can lead to dangerous conditions. Flooding can occur slowly and predictably due to known rainfall or snowmelt (normally taking more than 6 hours to occur).

But flooding can also happen in the blink of an eye as a violent and unforeseen flash flood due to heavy spring rainfall, dam or levee failure, or the sudden release of water from an ice-jammed river. Here are ten tips to keep you safe in this season of high water.

- 1.** Keep an ear to local radio and TV stations to stay informed. In low-lying or flood-prone areas, a NOAA weather radio with an alarm might be a life-saver.
- 2.** Expect it. Flooding is the most common type of natural disaster worldwide: Up to 40 percent of all natural disasters each year are flood related.
- 3.** Don't try to drive or walk through moving flood waters. Just two feet of fast moving water can sweep away most vehicles, even SUVs and trucks. And it only takes 6 inches of rushing water to knock down a person down and sweep him away.
- 4.** If you have only minutes to get out, don't waste time gathering up possessions. Most things can be replaced, but lives cannot. Do not wait for instructions to move to higher ground if authorities think flash flooding is possible.
- 5.** Drinking water contamination can be a big deal during and after a flood, so make sure you have safe water with you, either in your home or if you evacuate. The American Red Cross suggests three gallons of water per person for the average emergency.
- 6.** Don't try to ride it out! If you are told to evacuate, do it. As you go, beware of streams, ditches, drainage channels, canyons, and other low-lying areas. Flash floods can happen in these places far away from the source of the water.

7. Make a flooding/disaster plan for your household. Build a disaster pack to keep at home, and don't wait for bad weather to start preparing your kit. Make sure you have everything you need well before you actually need it.

8. As you evacuate, take plenty of cash, no-cook foods, spare clothes, sanitation items, your cell phone charger, rain gear, and lots of bug-out type supplies in case you have to provide for yourself after your exodus.

9. If you have time, move important items in your home to an upper floor, or at least up off the floor.

10. If you must evacuate and have enough time, bring any important and irreplaceable papers, documents, photos, files and data with you as you leave.



RANDLE PLUMBING

Repairs • New Installations
Residential • Cottages • Commercial
Reasonable Rates • Free Estimates



ELGIN RANDLE

705-872-1108

613-472-1297



20 Wells Lane, Marmora, ON K0K 2M0 RandlePlumbing.ca

BELMONT ENGINE REPAIR & MARINE

Sales & Service to All

Lawnmowers - Snowmobiles - ATVs

Outboards - Chainsaws Etc.

BILL SEABROOK

R.R. #4 Havelock, Ontario K0L 1Z0

(705) 778-3838 1-888-567-2591

ECHO **Husqvarna**



Peterborough County Trails ATV Club

It's a great day to ride!

PO Box 457 Havelock, ON K0L 1Z0

www.ptbotrails.ca

When you become a member of the **Peterborough County Trails ATV** Club you will enjoy riding forest trails and all the Eastern Ontario Trail Alliance rail trails

Find all the info at WWW.ptbotrails.ca

Join our Facebook page for up to date information on our rides

Search **PTBO TRAILS ATV CLUB**



Sam's Place General Store

Cordova Mines

705-778-3815

www.cordovamines.com

samsplace@nexlcom.net



AUTHORIZED
RETURNS
DEPOT

*Celebrating 10 Years Serving Cordova Mines
& the Surrounding Lakes, Est. 2007*

The LCBO and Brewers Retail will be open on the following Holidays:
Family Day, Easter Monday, Victoria Day, Canada Day,
Civic Holiday, Labor Day, Thanksgiving, Boxing Day

There are NO LCBO or Brewers Retail sales on the following days:
New Years Day, Good Friday, Easter Sunday, Christmas Day

Your Local Source For:

Lake Swag • Gifts • Novelty • Smokes • Grocery • Frozen • BBQ • Ice



KAWARTHA HEATING SOLUTIONS

TSSA REGISTERED, WSIB, WETT CERTIFIED, INSURED, NATURAL OR PROPANE GAS, OIL & WOOD

LOCATED IN NORWOOD/HAVELOCK

WETT CERTIFIED, NATURAL GAS, PROPANE, OIL
TECHNICIAN(S)

SERVICE AVAILABLE
7 DAYS A WEEK.

WE UNDERSTAND
COTTAGERS NEEDS
FOR WEEKEND
SERVICE AND
APPOINTMENTS

IF YOUR LOOKING FOR ANNUAL
MAINTENANCE ON YOUR EXISTING
SYSTEM OR THINKING OF A NEW
SYSTEM ALL TOGETHER GIVE "KHS" A
CALL. WE CAN ASSIST YOU WITH
REPAIRS, INSTALLATIONS, OR
UPGRADES.

WE CAN ALSO SUGGEST PRODUCTS
THAT SUIT YOUR NEEDS WITH MANY
PRODUCT BRANDS TO CHOOSE FROM

WETT INSPECTIONS COMPLETED
FOR REAL ESTATE AGENTS,
INSURANCE OR PIECE OF MIND.
ONLY LEVEL 2 OR 3 REG PRICE
175.00 + HST

WETT INSPECTION
100.00 + HST
OR
SERVICE OF NATURAL /
PROPANE GAS
75.00 + HST
CUT-OUT COUPON



1926 SIMPSON ROAD NORWOOD ONT

CALL (705) 559-1602

Cordova Lake Photo Fun!



Cordova Lake
Drop off / Pick up
82 F.R. 59A

Kitchen•ology
Knife Sharpening
"For Passionate Cooks & Professionals"

Stephen Flicke
905-261-7308
www.kitchenology.com

Fresh baked goodness

Dooher's Bakery

for over 67 years

Pete Dooher
Cory Dooher

705.653.1460
info@doohers.com
61 Bridge St. E.
Campbellford, ON

Northumberland's #1 Bakery!

Facebook Twitter Instagram



CORDOVA LAKE CONSTRUCTION
NEW CONSTRUCTION · RENOVATIONS

613.318.8822

CALL OR TEXT

TROY WAGENAAR

OWNER OPERATOR

BUILD_CLC@OUTLOOK.COM



HOMES-COTTAGES-GARAGES

CERTIFIED NUDURA INSULATED CONCRETE
FORM (ICF FOUNDATIONS) INSTALLER

BOAT ACCESS WORK AVAILABLE

CUSTOM BUTCHER BLOCK COUNTERTOPS

CUSTOM DOORS

Having a girls
weekend?



 **jamberry**
NAILS

book now Sarah 613.332.7110

s.waggie@outlook.com

Ultimate Girls Night In
WITH JAMBERRY!

Package includes:

BUFF HAND SCRUB

JAMBERRY NAIL LACQUER AND GEL BAR

NAIL WRAPS

TO APPLY AND KEEP FOR 8 LADIES

TAKE HOME SWAG BAGS FOR 8 LADIES

JAMBERRY MINI HEATER

& APPLICATION KIT

for host to keep.

TOTAL PACKAGE VALUE: \$150



Save the Date...

**Celebrate Canada 150 on
Cordova Lake with a
spectacular fireworks
display **July 1st, 2017****

Rain date July 2nd, 2017





How to put down your phone, ignore emails, and actually enjoy the cottage

By Jackie Davis

The days of no Internet at the lake are pretty much over. Yay. Or not—if it means that you just...can't...stop...the email. “Now, work can follow you everywhere you go,” says David Posen, a medical doctor, stress specialist, and the author of *Is Work Killing You?* “But work-life balance is a necessity. And if you go up to the cottage and sit captive to a screen, it can sabotage the whole experience.” The problem? Decompressing on the weekend can be very tough. “But it's worth practising,” says Posen.

Can't go cold turkey? Disconnect in increments. If you're used to checking Facebook or Instagram every hour, do it every couple of hours.

Compromise. Let yourself work for only two hours a day at a set time. (Then do anything else for the other 22 hours.)

Hosts, set house rules. “If friends are coming, say beforehand, ‘Let's make a deal and say that we're not going to be on our phones when we're together,’ ” suggests Posen. You don't want to get all controlling and iron fist-y, “but you do want to make your preferences known.”

Challenge your thoughts. “Thoughts like ‘I should be working’ or ‘I have to check my email’ are beliefs. They aren't truths,” says Posen. “Don't automatically give in to them.”

Remove temptations. Leave your phone in your bag, on the dresser, or in the car—or at least turn off your ringer and email alerts. Now you're in charge.

Do stuff. That you enjoy. Blueberry picking, Scrabble tourney, boat ride. You'll be away from your tech, and, more importantly, “diversions and distractions are helpful ways of dealing with any stress,” says Posen.

If you truly have too much work to do, just stay home and work. Next weekend, to the lake! “For me, to drive up to the cottage and then replicate city life doesn't make very much sense,” says Posen. “You want to make the time special.”



Buying or Selling?



R.M.R. Real Estate Brokerage, Independently Owned and Operated

DAPHNE KALLIOMAKI

Sales Representative

Office: 905-985-9777 or Toll Free: 1-800-448-1056

E-mail: Daphne@DaphneKalliomaki.ca

Recreational (Waterfront), Residential, Farm

[Cordova Lake Cottages Currently For Sale, Spring 2017](#)

1 Island 1

Boat Access, Private 1.5 acres, Beautiful Views



41 Fire Route 54A

River, Sandy beach, Fantastic Bunkie



Looking to Sell your Waterfront Home?

I have Buyers are Seeking Waterfront Properties.

Free No Obligation Market Evaluation



shutterstock 128357447



Sold this winter by **Daphne**

I OWN a Cordova Lakefront property, I LOVE Lakefront Living and I PROMOTE Lakefront Ownership.



Canoe like a Pro

Regardless of whether you're landing, launching, portaging, or paddling, the key to canoeing is communication. "Talk through how and where you're getting in and out of the canoe and who is bracing and who's getting in and out first," advises Callan.

Portage like a pro

It might sound counter-intuitive, but portaging is actually a one-man (or woman) job. If both people try to carry the canoe, it can lead to disaster.

"You'll have huge problems not seeing the trail, tripping on roots and rocks. You'll become enemies by the end of the trail," says Callan. In the interests of maintaining relationships, single carry is the way to go.

While it's possible to lift the canoe solo, Callan suggests using the "two-person lift" procedure. Get your partner to stand near the bow beside the canoe. Position yourself an arm's length away—roughly between the front seat and the yoke. Grabbing the gunwales, flip the canoe over your heads, making sure the back end of the canoe doesn't leave the ground. As your partner holds the canoe up, slide backwards and position yourself under the yoke. Once you have control, you're ready to portage.

For new canoeists, flipping your craft is a natural fear. However, according to canoeing expert Kevin Callan, it's not when you're in the middle of the lake that you should be worried about—it's when you're closest to shore.

"There's not much chance of you falling in, just as long as you follow basic safety precautions, properly position your weight, and don't stand up and dance the jig," says Callan, patron paddler for Paddle Canada. "It's getting in and out when paddlers usually fall into the water. It's also when everyone is watching you."

We spoke to Callan about how to stay high and dry—and embarrassment-free—while landing, launching, and portaging your canoe.

Launch like a pro

Don't be lured into the false sense of security that a dock offers; it's actually one of the most difficult places to launch from. "You're more likely to step into the canoe wrong," explains Callan.

Launching from shore is the way to go. Rest the stern of your canoe on shore, with the bow in the water. As the stern paddler sits on the stern plate to steady the canoe, the bow paddler enters first. Walking along the centre line, they should stay low and keep their hands on the gunwales. Once they reach the front, they can kneel to keep the canoe balanced. Then, it's time for the stern paddler to enter. Placing one foot in front of the seat, they push off from the shore with the other foot—all while keeping their weight on the centerline.

However, if you still want to launch from the dock, the same rules (roughly) apply. Make sure you keep your body weight low and centered. "It also helps to have the bow person get in first, since the front of the canoe is much wider and more stable than the stern," says Callan.

Land like a pro

Using the same form—weight low and centered—will prevent you from flipping when you land your canoe.

Paddle bow-first towards the shore. The bow person then gets out first and stabilizes the canoe for the person in the stern. Alternately, you can land sideways on the shore or dock; one paddler does a low brace while the other gets out.

Regardless of whether you're landing, launching, portaging, or paddling, the key to canoeing is communication. "Talk through how and where you're getting in and out of the canoe and who is bracing and who's getting in and out first," advises Callan.



RICHARD LUTES CEDAR INC.
Quality Cedar Products
1.877.87CEDAR

Don Lutes
705.639.5700
705.639.5720 fax

Box 275
Norwood ON
K0L 2V0

WALLACE J. BROWN
BARRISTER, SOLICITOR, NOTARY PUBLIC

17 Front St. South Campbellford, Ontario K0L 1L0 (705) 653-2041 Fax: (705) 653-4063 wjbrown.law@gmail.com	11 George St. West Havelock, Ontario K0L 1Z0 (705) 778-3381 Fax: (705) 778-7722 wallace.b@wallacejbrown.ca
--	---



We are located on Highway #7 at the east end of Havelock, (next to Woody Burger).

The Cottage carries Fox, Billabong, SAXX, Ten Tree & Life Is Good, Oakley Sunglasses & Clothes. We are also now licensed to carry Roxy & Quiksilver and Troy Lee Designs for the dirt bikers out there.

You can also find Speedo – Water shoes, Snorkels and Goggles, along with a full range of **Watertoys** – Pelican Kayaks, Tubes, Trampolines, etc...

There is even a **Gift Shop** with some lovely home décor items.

Join our Facebook page to see new products and upcoming events at:

facebook.com/thecottagehavelock

If you haven't had a chance to come in for a visit, we look forward to seeing you

THE COTTAGE
100 Ottawa St. Havelock
(705) 778-7011
Gifts • Clothing • Water Toys

RAVE SPORTS FOX OAKLEY BILLABONG Life is good®

Outback Marine.ca

- ✓ Boat, Motor Sales & Service
- ✓ Boat Pick & Delivery
- ✓ Winterizing, Shrink-wrapping & Storage
- ✓ Custom Boat Tops & Canvas Repairs
- ✓ Fiberglass Repairs & Detailing



**IN THE MARKET FOR A WATERCRAFT? NEED PROFESSIONAL HELP SELLING ONE?
IS YOUR INBOARD/OUTBOARD NOT RUNNING WELL? NEED A SPRING TUNE-UP?
PERHAPS YOU NEED REPAIRS TO YOUR INTERIOR OR REPLACEMENT OF YOUR CANVAS COVERS?**

**The Outback Marine Team has all your Sales, Service and Detailing needs covered!
We look forward to helping you have a safe and trouble-free summer on the water.
Happy 150th Canada!!**

**106 Preston Road, Concession 6 North
Please call 705-778-1333 or visit our website
www.outbackmarine.ca**



ARCHITECTURAL DESIGN - ENGINEERING - CONSTRUCTION

Architectural Design -Architectural Drafting, House & Cottage Plans, Garages,
Boat Houses, Agricultural & Commercial Buildings

- Site plans
- Permit submission service

Engineering -Licensed Professional Engineer
-Structural design specializing in houses & small buildings
-Review of existing structures

Construction -Design/Build project management, concept to completion
EMAIL or CALL for a FREE CONSULTATION

705-750-8961

trevorday@nexicom.net

www.trevordayandassociates.com

During an emergency

During an emergency, you may not have time to make alternative plans. You may also not be aware of who to listen to for instructions. That's why it is important to know who to call and what to do under different circumstances.

- [When to call 9-1-1](#)
- [In case of a major emergency](#)
- [Shelter-in-place](#)
- [Evacuation orders](#)

When to call 9-1-1 (where available)

- Report a fire
- Report a crime
- Save a life

For non-emergency calls, use the seven- or ten-digit numbers listed in your local phone book for police, fire and paramedic services.

In case of a major emergency

- Follow your emergency plan
- Get your emergency kit
- Make sure you are safe before assisting others.
- Listen to the radio or television for information from local officials and follow their instructions.
- Stay put until all is safe or until you are ordered to evacuate.

Shelter-in-place

You may be instructed to "shelter-in-place" if chemical, biological or radiological contaminants are released into the environment. This means you must remain inside your home or office and protect yourself there. The following steps will help maximize your protection:

- Close and lock all windows and exterior doors.
- Turn off all fans, heating and air-conditioning systems to avoid drawing in air from the outside.
- Close the fireplace damper.
- Get your emergency kit and make sure the radio is working.
- Go to an interior room that's above ground level (if possible, one without windows). In the case of a chemical threat, an above-ground location is preferable because some chemicals are heavier than air and may seep into basements even if the windows are closed.

- Using duct or other wide tape, seal all cracks around the door and any vents into the room.
- Continue to monitor your radio or television until you are told all is safe or are advised to evacuate.

Evacuation orders

Authorities will not ask you to leave your home unless they have reason to believe you are in danger.

If you are ordered to evacuate, take:

- your emergency kit
- your emergency plan
- essential medications and copies of prescriptions
- a cellular phone (if you have one)
- your pets

Pets are not allowed in some emergency shelters, so plan in advance for a **pet-friendly location**.

Protect your home:

- Shut off water and electricity if officials tell you to.
- Leave natural gas service on, unless officials tell you to turn it off. (If you turn off the gas, the gas company has to reconnect it. In a major emergency, it could take weeks for a professional to respond. You would be without gas for heating and cooking).
- Lock your home.

If you have time:

- Call or e-mail your out-of-town contact. Tell them where you are going and when you expect to arrive. (Once you are safe, let them know. Tell them if any family members have become separated.)
- Leave a note telling others when you left and where you are going.

What to do:

- [During an earthquake](#)
- [During a flood](#)
- [During a hurricane](#)
- [During a severe storm](#)
- [During a storm surge](#)
- [During a tornadoes](#)
- [During a wildfire](#)
- [During a power outages](#)



Electrical Contracting

Master Electrician

(705) 917-2246

Brant Bain
brantbain@gmail.com



Boutique Inspiration



HOME DECOR • ARTWORK • GIFTWARE



LADIES CLOTHING • HANDBAGS • JEWELLERY



18 Forsyth St., Marmora • 613 472-0999
www.bmr.co




Gloria Cameron-Edwards
SALES REP



BALL

Real Estate Inc., Brokerage.



Carl Edwards
BROKER

carlandgloria@sympatico.ca

(705)651-BALL (2255)

36 Queen St. Lakefield

www.CallABall.com

Emergency Preparedness Starts with You!

Emergency Survival Kit

In the event of an emergency, everyone should be prepared to take care of themselves and their families for up to three days. Make sure that your emergency survival kit has:

- ☐ Flashlight and batteries
- ☐ Radio and batteries or crank radio
- ☐ Spare batteries
- ☐ First-aid kit
- ☐ Candles and matches/lighter
- ☐ Extra car keys and cash
- ☐ Important papers (identification)
- ☐ Food and bottled water
- ☐ Clothing and footwear
- ☐ Blankets or sleeping bags
- ☐ Toilet paper and other personal items
- ☐ Medication
- ☐ Whistle (to attract attention, if needed)
- ☐ Playing cards, games

Be Prepared! Not Scared!

For more information please visit
Emergency Management Ontario at
www.ontario.ca/emo



705-778-3461

www.pupstreeservice.com



Specializing in danger trees
around cottages and lakes.
Total tree removal including brush
chipping, trimming, lifting & stump removal.
Fully insured, Free quotes.

Bobcat on wheels or track with grapples for Lot Clearing



**Join the
Cordova Mines
Firefighters for a
pancake breakfast!**

**June 4/2017
7am to 12pm**



vandermeertoyota.com

905-372-5437

959 Division Street, Cobourg

Don Barrons Excavating



Log Length Firewood

Septic Systems, Land Scaping, Excavating

170 Jones Rd. Sand, Gravel, Top Soil

RR#2 Marmora Ont.

K0K 2M0

Tel:613-472-3806

Fax:613-472-3116

Cel:613-391-4237

Cordova Mines History



The history of Cordova Mines began in the mid 1860s when a young town clerk and part time prospector, named Marcus Powell, discovered a cave where gold appeared to be gleaming from the walls. Once word got out the area, not surprisingly, boomed overnight. The boom quickly turned to bust when the gold was found to be difficult to mine. However the world wasn't ready to give up on Cordova Mines quite yet. Powell who had already been associated with the gold find in [Eldorado](#) later settled in another mining town, [Malone](#), where he ran the post office for a number of years.

Despite the mine's lack of success, a number of people remained in the area and by 1880 David Vansickle had opened a general store and post office, known as Wariston. Other businesses slowly began to arrive. These included a cheese factory operated by J.I. Cook and a carriage and agricultural implements business run by James Allen. By 1886 the small hamlet included two churches, Methodist and Episcopal, as well as a school. Allen took over as postmaster in 1886. The population in those early days was listed at about 50.

Improved technology had slowly led to major improvements in mining production and by the time the 1890s arrived the mines were in full operation. The Belmont mine was easily the most lucrative, accounting for most of the output.

The Belmont Mine was discovered in 1891 by H. Strickland and then sold to A. W. Carcallen of Marmora. In 1897, the mine was sold again to a British company, the Cordova Exploration Company, who knew just what to do with it. They quickly added a 10-stamp mill, air compressor and began operations.

Cordova Explorations was pleased with the output and quality of the ore and by 1900 they were ready to expand further. They constructed a larger plant and an 80 stamp mill, 175 X 90 feet and 55 feet high. The mill was described as being neatly finished, painted and well lighted. It was opened in 1901. Whether due to a shortage of funds, lack of output, or both, is unknown, but the mine closed abruptly in 1903 and remained idle for the next eight years.

In 1911 a new company, Cordova Gold Mines Limited, decided to try their hand. Financed by investors from Toronto and Buffalo, N.Y., with two million dollars capital in their hands, the mine was headed by P. P. Kirkegaard, a mining engineer, who had been manager at the Deloro Mines. To encourage investment, the company produced an

information pamphlet, extolling the virtues of the community, its many amenities, and convenient access to the Canadian Pacific Railway station in Havelock. One enthusiastic engineer even hinted the mine had the potential to produce for 50 years.

Like most mining communities, Cordova was 'officially' dry and the refreshment parlour served only non-alcoholic beverages. However legend has it that just north of the village there was a mobile saloon situated on a road that was also right on the county line between Hastings and Peterborough. Word travelled fast in those days and whenever the authorities approached, the saloon would quickly be wheeled over from the Peterborough to the Hastings side of the road.

Unfortunately for the investors and operators of Cordova Mines Limited, the engineering reports were overly optimistic. Cordova Gold Mines operated continuously from 1911 until 1917. During that time the total value of the gold mined amounted to a paltry \$334,422. The company ceased operations after the plant was destroyed by fire in 1917.

The mines at Cordova remained idle from 1917 to 1938, when another company, COMINCO (Consolidated Mining and Smelting Company of Canada), decided to give it one last run. COMINCO, now Teck Cominco Ltd., operated the mine from 1938 to 1940, producing about 150 tons a day, which yielded a total value of \$474,548. Following the company's departure, the mines were closed forever and all the mining buildings were dismantled. The dam and raceway were later used by the Deer Lake Fish Hatchery for many years, until it too shut down. The closing of Cordova Mines signalled the end of the golden age of mining in Hastings County.

Today Cordova remains a small backwater village. Although many of the original buildings are gone, the village continues to support a small population. One of the general stores and a liquor store remain open. This attractive little community enjoys a boost from seasonal residents during the summer



EA EARTH ANGEL *Designs*


Fresh Flowers & Plants
Interior Inspiration
Memorial Tributes
Wedding Specialist

Jodi Summers
(705) 632-0909

55 Bridge St. East
Campbellford, ON K0L 1L0

SAVE THE BEEES!

by planting these!



LAVENDER



THYME



CILANTRO



BORAGE



SAGE



FENNEL



HOLLYHOCK



CROCUS



BUTTERCUP



SNOWDROP



GERANIUM



ASTER



CALENDULA



SWEET asylum



POPPY



ZINNIA



SUNFLOWER



HELIOTROPE



Here's how to clean your barbecue now that bristle brushes have been deemed dangerous

By Jessica Faulds

As you may have heard, barbecue brushes have recently gone from a trusty grill tool to public enemy number one. At a recent meeting of Canadian ear-nose-and-throat physicians, surgeons found recently there has been a widespread issue of people accidentally swallowing the metal bristles from the brushes—and there's no good way to remove them.

The wires from barbecue brushes are extremely sharp, but small enough that they can become lodged in food and swallowed without people noticing. The bristles then often become caught in the throat or intestines, where they can cause significant damage and pain.

Lisa Wadden of Dartmouth, Nova Scotia, swallowed a metal brush bristle in a hamburger, and two years later, the bristle is still in her throat. She told the CBC about the experience of realizing the bristle was caught in her throat: "Every swallow, it just was this crazy pain, burning." Surgeons were unable to remove the bristle, but enough scar tissue has now formed around it that it no longer causes her daily pain.

Since bristle brushes have been deemed dangerous, grillers are going to have to find other methods for barbecue cleaning. Fortunately, there are plenty of ways to get the grime off your grill.

Steam it

If you want to loosen up the gunk on your barbecue so it can easily be wiped away, steam will help. Just put water in a metal baking tray, and put it on the grill when it's still hot. Close the lid, and the interior of your barbecue will become a steam room. When you're done, use soapy water and a rough cloth or scrubber to wipe away the grease and buildup on the grill.

Scrape it

There are actually lots of barbecue tools that don't use bristles but can still help you reach all the nooks and crannies where grease and old food build up. Brushtec has a bristle-free brush, or you can use a wooden scraper, or the Grillstone cleaning block. GrillFloss is also a great tool for scraping down the individual rods of your grill.

Use vinegar

Vinegar is an amazing all-purpose cleaner, and its powers extend to grills as well. Put some vinegar in a spray bottle, then spray down your grill and leave it for a few minutes. It should break down some of the grime, which you can then wipe away. If the buildup on your grill is extra stubborn, take the grilling rack off and soak it in a mixture of 3 cups vinegar, 3 cups ammonia, and 1 cup baking soda. Leave it for a day, and the black residue will slide right off.

Try an onion

We've heard that rubbing a slice of onion on a warm grill helps dislodge grease and residue. So next time you have nothing on hand but the leftovers from your barbecue, grab an onion and give it a try!

**PINE WOODS CONTRACTING**

"IF YOU WANT IT, WE CAN BUILD IT"

- Commercial & Residential
- Siding, Soffit & Fascia
- Custom Additions & Renovations
- Decks & Docks
- New Home Construction
- Fully Insured

RR #3, Cole Rd.
Havelock, Ontario K0L 1Z0

Rick & Lori Nickle
(705) 778-7283
Fax (705) 778-7626



Dear Members, as you know we have a number of advertisers who support our Association by placing advertisements in our newsletter, both the spring and fall issue.

The money from these advertisements support a number of initiatives one of them being our fantastic annual fireworks display. It would be nice for all of us to reciprocate and support our advertisers. The next time you go into one of these establishments please let them know that you saw their ad in our newsletter and while your there invite them out to this years fireworks display.

Joanne



BUILDING MATERIALS & RENOVATIONS

BUILDING MATERIALS & RENOVATIONS

Since 1959



BMR
Building Materials & Renovations

WE OFFER THE FOLLOWING SERVICES

- Kitchen & Bath Centre ■ Flooring ■ Inspiration Boutique
- Plumbing & Heating ■ Lighting & Electrical ■ Windows & Doors
- Building Materials & Hardware ■ Seasonal Items & Landscaping Products
- Loyalty Points ■ Rental Centre ■ Installations available ■ Gift Cards

Locally owned & operated by: The Drummond Family

BMR-Boutique Inspiration 18 Forsyth St. Marmora, Ontario K0K2M0 613 472 0999	Drummond BMR 90 Matthew St. Hwy #7E Marmora, Ontario K0K 2M0 613 472 2628 or 888 458 6237
---	--

Hardware Merchandising Magazine
Outstanding Retailer Award 2011

www.bmr.co
email: drummond@bellnet.ca





Summer Hours:

Mon-Fri: 7am - 5pm
Sat: 8am - 5pm
Sun: 9am - 1pm

We Carry a Complete Line of Building Materials:

- ~Decks
- ~Kitchen Cabinets
- ~Windows
- ~Doors
- ~Lumber
- ~Insulation

From Start to Finish,
We are your ONE STOP
Shopping Experience!



A USG COMPANY



PPG
PITTSBURGH
PAINTS



METRIE
THE ART OF FORM

American Standard
Style That Works Better

GUARDIAN
BUILDING PRODUCTS



CanWellBroadLeaf
Products You Want People You Trust



Looking to Build a New Dock
at your Cottage?

Come and See Us Today for
Design Ideas and the Best
Products for your Dock!



We offer ON SITE
Consultations for
your next Project!


Contact Phil Higgins

Phil.Higgins
@timbrmart.ca
(705)653-9586

Ph: (705)778-3391 Fax: (705)778-3233
Timbermart.ca/Havelock



Just North of the Lights in Havelock!
137 County Rd 46, Havelock ON K0L 1Z0
Order by Email, Phone or Fax!




YOUR TRUSTED SOURCE FOR:

- Sales** - New & used boats and motors - Good trade-ins always welcome!
- Service** - Expert service to ALL makes, **three factory certified techs on staff**
- Parts** - Well stocked parts room and helpful advice
- Accessories** - Full line of boating accessories and water toys
- Storage** - Reasonable rates for winterizing and storage
- Detailing** - In-House clean up and detail shop
- Canvas** - In-House construction and repair of boat tops and upholstery

SERVING CORDOVA LAKE FOR SIXTEEN YEARS

705-778-6000

www.uppercanadamarine.com



This newsletter is being delivered to CLCA members. If you know someone who has not yet joined the CLCA please feel free to pass along this contact information.

CLCA Contact Information:

President: Brian Harper brianharper1@live.com

Vice President: Elaine Epp edepp3943@gmail.com

Treasurer: Peter Bornemisa pbornemisa@gmail.com

Secretary: Melanie MacLeod melaniejmacleod@gmail.com

To contact us:

melaniejmacleod@gmail.com

Website: www.cordovalake.ca

**201 Fire Route 59
Havelock, Ontario
K0L 1Z0**





705-778-3461
www.pupstreeservice.com



Specializing in danger trees
around cottages and lakes.
Total tree removal including brush
chipping, trimming, lifting & stump removal.
Fully insured, Free quotes.
Bobcat on wheels or track with grapples for Lot Clearing